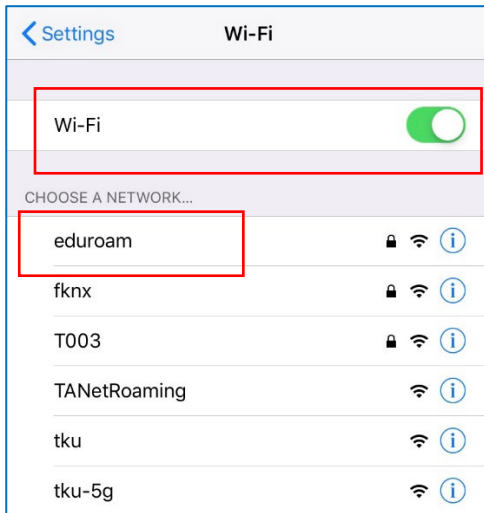
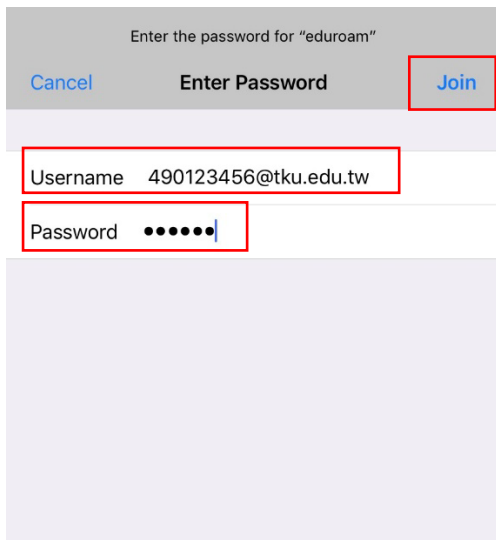


# Eduroam Wi-Fi Roaming setting (iOS)

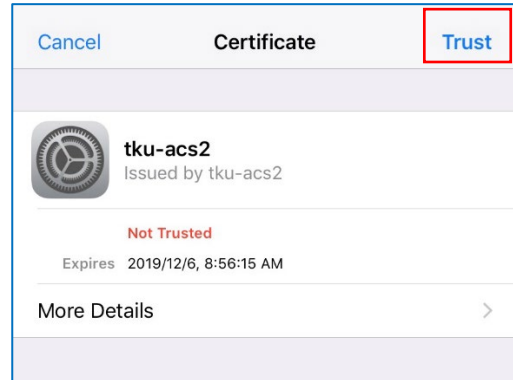
1. Tap **Settings**, Tap **Wi-Fi**, Turn on **Wi-Fi**, Your device will automatically search for available Wi-Fi networks. Choose **eduroam** .



2. Input **username** and **password (tku sso password)**, then tap **Join**.



3. Tap **Accept/Trust certificate** to get connected



4. connected

